

Hardwire Bulletproof Peel-n-Stick Door: Dimension Data Sheet

Complete the form and return to Hardwire, LLC to ensure a custom fit and maximum door protection. One data sheet should be completed per door type.

Submit to:

Mailing address:

Hardwire, LLC
1947 Clarke Avenue
Pocomoke City, MD 21851

Fax:

(410)-957-3424

E-mail:

solutions@hardwirellc.com

Questions: Contact us via e-mail or refer to www.hardwirellc.com

Point of contact information:

Facility Name: _____

Address: _____

Point Of Contact: _____

Phone Number: _____

Door data sheet:

1. Door location? (Circle One): *Exterior door* / *Classroom door* / *Bathroom door* / *Other:* _____

2. Does the door have windows? (Circle One): *Yes* *No* *If so, how many?:* _____

3. What direction does the door open while standing inside the room? (Circle One):

Inward

Outward

4. What type of door handle? (Circle One):

Round Knob

Press Bar

Lever Handle

Pull Handle

Other: _____



5. Is there a door assist? (Circle One): *Yes* *No*

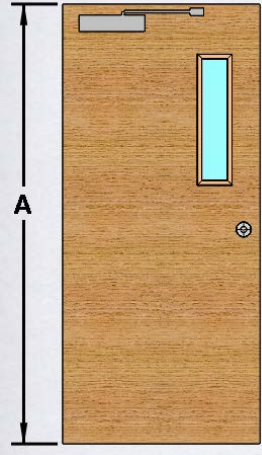


6. Number of door kits needed: _____

Hardwire Bulletproof Peel-n-Stick Door: Dimension Data Sheet

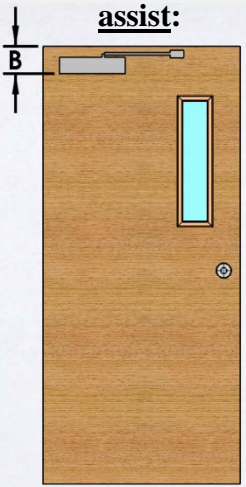
❖ Measure the door and fill in the dimensions below.

Door height:



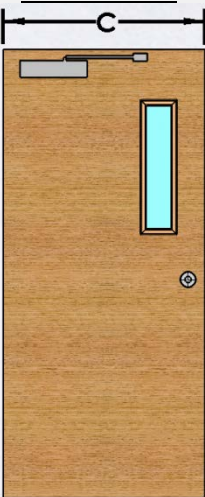
A: _____ Inches

Top of door to bottom of door assist:



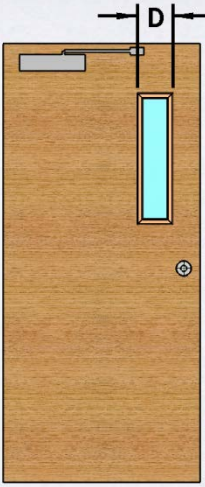
B: _____ Inches

Door width:



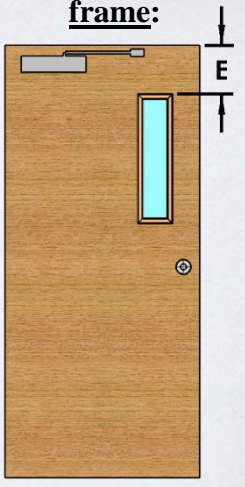
C: _____ Inches

Window frame width:



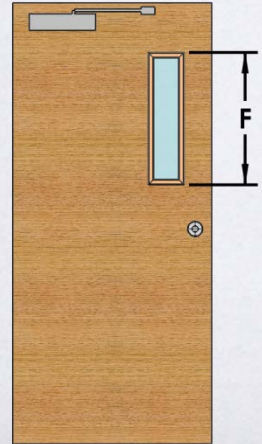
D: _____ Inches

Top of door to top of window frame:



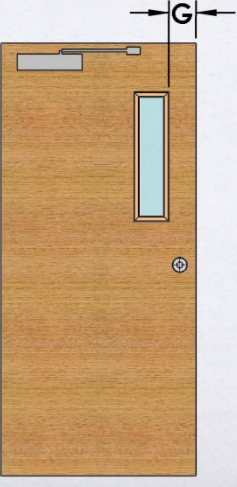
E: _____ Inches

Window frame height:



F: _____ Inches





Door edge to window frame side:



G: _____ Inches

Hardwire Bulletproof Peel-n-Stick Door: Dimension Data Sheet

❖ Example measurements shown below.

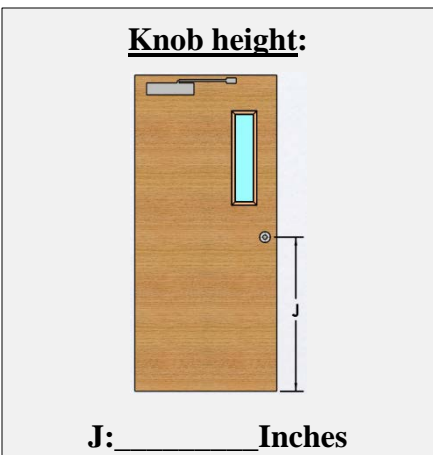
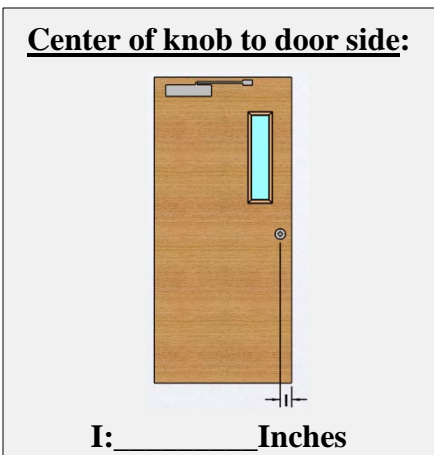
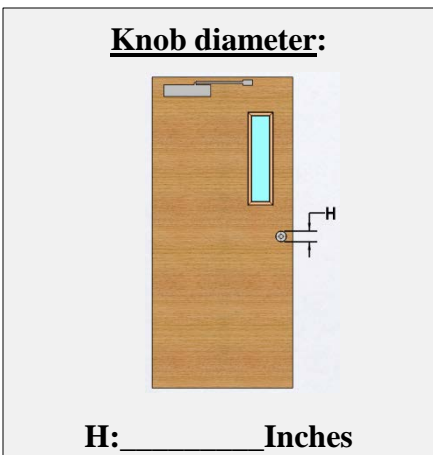


Hardwire Bulletproof Peel-n-Stick Door: Dimension Data Sheet

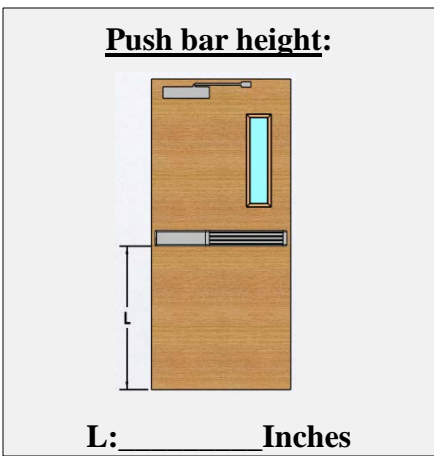
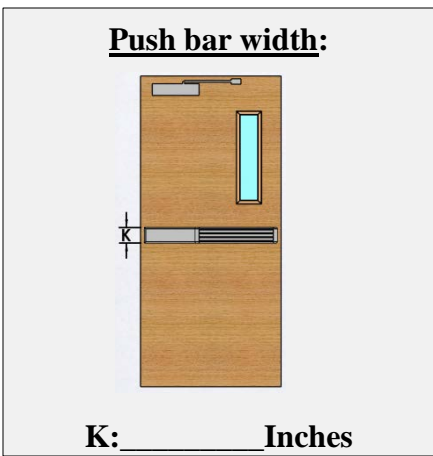
❖ Fill in the dimensions for your door handle design. If the handle is not listed below, contact us for custom fitting.

My door has a:
(Circle One)

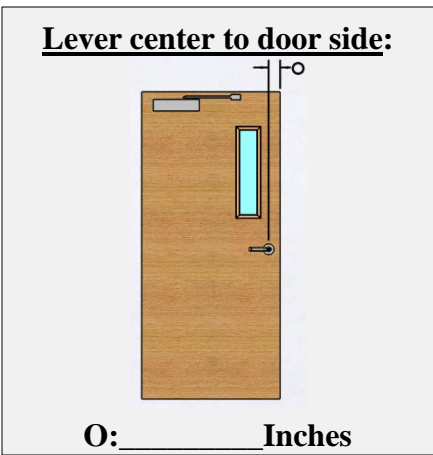
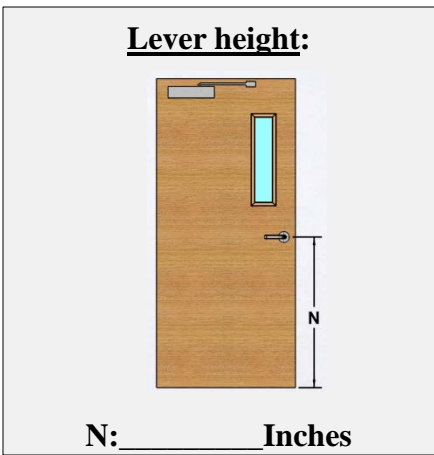
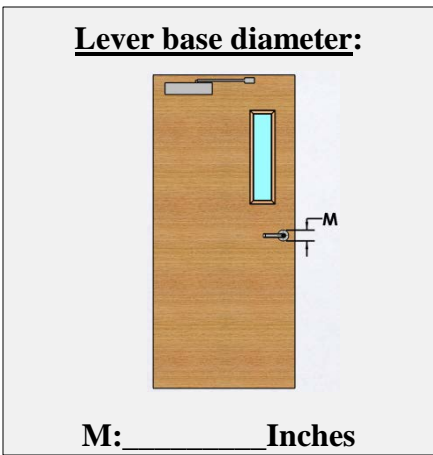
Round Knob



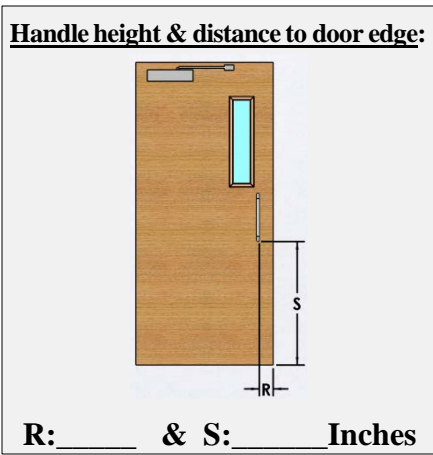
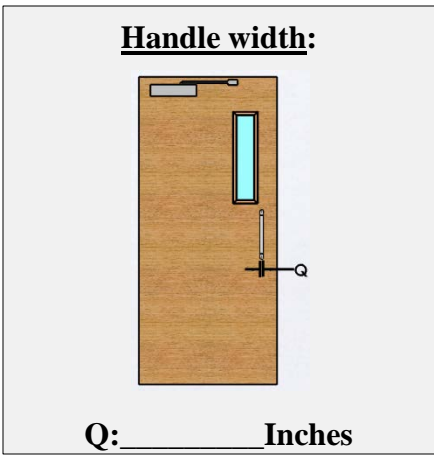
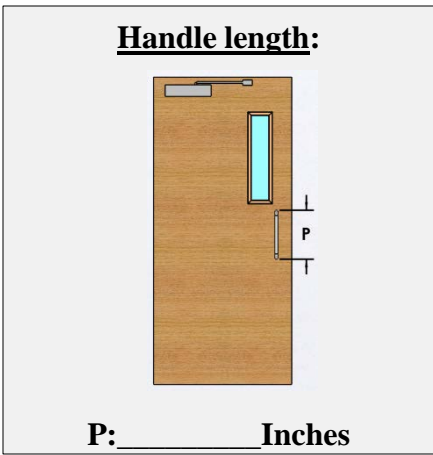
Push Bar



Lever Handle



Pull Handle



Hardwire Bulletproof Peel-n-Stick Door: Dimension Data Sheet

❖ Example measurements shown below.

My door has a:

○ Round Knob



Knob diameter:



Center of knob to door side:



Knob height:



Push bar width:



Push bar height:



○ Push Bar



Lever base diameter:



Lever height:



Lever center to door side:



○ Lever Handle



Handle length:



Handle width:



Handle height & distance to door edge:



○ Pull Handle




Hardwire Bulletproof Peel-n-Stick Door: Dimension Data Sheet

Pictures: Please provide pictures of the door showing the same views as the examples below.

Door closed: View from inside the room



Door open: View from inside the room



Door Sill: Zoomed in view of the door latch



Door handle: Zoomed in view from inside room

