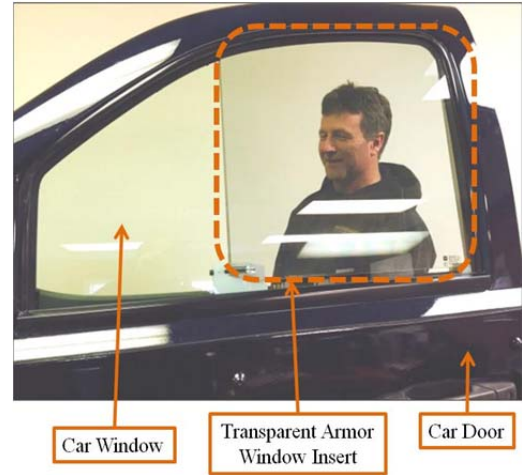


HARDWIRE

Transparent Armor Window Insert


Hardwire announces the release of its Transparent Armor Window Insert for Police Cars.

This custom-designed piece of transparent armor seamlessly covers an existing window in a police car door, providing ballistic protection for the officer inside.




Key Features:

- Ballistic Protection Level: Certified to NIJ Level 3A (NIJ 0108.01); protects against handgun and shotgun ammunition up to .44magnum.
- Provides protection for the officer's head and neck, especially in his blind spot where a perpetrator could approach the vehicle.
- Easy installation in less than 5 minutes.
- Allows for regular operation and movement of the car window, including opening and closing.
- Does not interfere with door and window hardware, handles, or locks.
- Does not require replacement of door hinges or any other car hardware.



Installation:

- Does not require special installation personnel – can be done by the officer.
- Can be installed in less than 5 minutes.
- All hardware is provided.
- Simple, easy-to-follow directions:
 - 1) Slide the window in place on the inside of the door.
 - 2) Insert the window as far toward the B-pillar as possible, keeping the groove of the window in the door ledge.
 - 3) Wedge the plastic block under the window corner.
 - 4) Screw the hardware fasteners in place.



Cost and Availability:

- \$1,335 per window.
- Available from Hardwire, LLC.
- Window designs available for the Chevy Tahoe; other vehicle models will be coming.
- Please contact George Tunis (george.tunis@hardwirellc.com) or Emily Heinauer (Emily.heinauer@hardwirellc.com) or call 410-957-3669 for more information.